



Loader tines made in Germany

Premium Quality for agriculture since 1596.



SHW – Tradition and quality in agricultural technology


Since 1596, SHW has stood for the highest quality in farming equipment accessories. As a leading manufacturer of spring steel loader tines, we have perfected our craft over centuries. In the heart of the Black Forest, we manufacture robust, heavy-duty loader tines for tractors and wheel loaders that are used in agricultural operations worldwide.

Our loader tines made from special spring steel are characterized by their exceptional durability and robustness. Each tine proudly carries the "Made in Germany" seal with our SHW logo, the crown and the date of manufacture – symbolizing quality, precision and innovative technology. With an export quota of over 50 percent, we supply customers all over the world. Our approximately 90 employees combine traditional forging technology with state-of-the-art processes to manufacture loader tines that sustainably increase efficiency and productivity.

Our commitment to your success

We know that your success in agriculture depends on reliable tools. That's why we at SHW agricultural technology do everything we can to offer you products that not only make your work easier, but also contribute to your operational success. With SHW at your side, you have more than just tools – you have a partner who understands what you need to succeed.

Take the next step towards more efficient farming with SHW agricultural technology – we will be happy to assist you with any questions or suggestions you may have.



Your Advantages with SHW agricultural technology



EXTENDED SAFETY WITH A 3-YEAR WARRANTY:

Enjoy the security offered by our 3-year warranty on our tines in conjunction with the matching SHW sleeve. A promise that helps you plan for the long term and work successfully.



FAST SOLUTIONS TO CHALLENGES:

In the rare event of a defect, we will provide a replacement within 72 hours. This fast replacement service minimizes downtime and keeps your work on track.



UNBEATABLE STABILITY FOR THE HARDEST TASKS:

Our products are your backbone for demanding tasks. The outstanding stability of our tools means less worry about breakdowns and more focus on what really counts – your work.



NOTICEABLE INCREASE IN PRODUCTIVITY:

SHW agricultural technology is your partner for more efficient work. Our tools are designed to work and to last, giving you a significant productivity gain. Less time spent on repairs and maintenance means more time for your agricultural projects.

In addition to the premium-quality processing of SHW agricultural technology accessories, you benefit from:

- a large variety of loader tine models
- the right loader tine for your specific application – by using an original SHW loader tine with the right sleeve, you are always on the safe side, no matter how demanding the application is
- the durability of our German loader tines, which ensures that they are still reliable even after years of use
- 100 % final inspection of every loader tine to ensure maximum stability and safety and eliminate failures
- our technical support in the design of new attachments and applications in which a tine is used
- sample production
- private label solutions



Safety thanks to SHW quality

QUALITY IS OUR TRADITION

We have been manufacturing premium quality loader tines for the agricultural industry for many years in line with this philosophy. We only use special spring steel for our production. In addition to the hardening process, this gives our loader tines maximum load capacity and flexibility. All loader tines are subject to a 100 % quality inspection at the end of production process.

ABSOLUTELY PRECISE AND REPRODUCIBLE AT ANY TIME THANKS TO CNC MACHINES

For optimum use of the SHW tine, we strongly recommend the use of an original SHW sleeve. Only this combination guarantees a perfect, precise fit. All SHW sleeves and the tine cone are manufactured on modern CNC machines.


SHW now has more than 200 different cones and sleeves in its product range. With our processing machines, customer-specific requirements can also be realized quickly and easily.

EXTENDEND SAFETY WITH A 3 YEAR WARRANTY

Enjoy the security offered by our 3-year warranty on our tines in conjunction with the matching SHW sleeve. A promise that helps you plan for the long term and work successfully.



Tine profile is rolled using state of the art robot technology

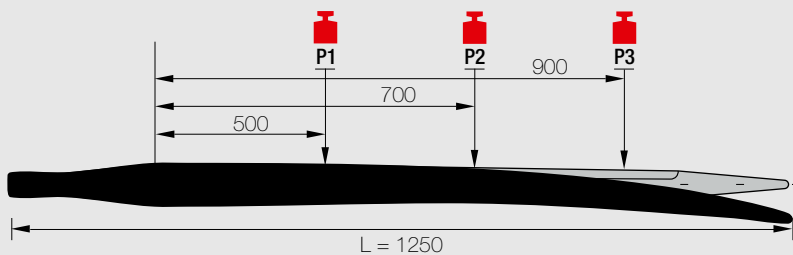




Hardness test




Load capacity test



Our tines are regularly and consistently tested for their load-capacity. They are loaded with highest possible load, to ensure the best possible quality highest durability and longevity. We are always ready to provide you with load capacity diagrams.

Only tested products receive this double stamp of quality. Without these stamps, it is not an original SHW tine.



SHW logo, crown, Made in Germany



Production date

Our SHW loader tines in combination with the matching sleeves, impress with their **quality** and ensures the highest safety.

- **Highest load capacity:** Thanks to the state-of-the-art forging technology and high-quality spring steel our loader tines are characterized by the highest possible load capacities. Thanks to the matching sleeve, dynamic load and vibrations can be absorbed efficiently, significantly minimizing the risk of breakage.
- **Maximum stability:** Under extreme loads, the stability of our loader tines remains unsurpassed. This prevents dangerous situations that can arise due to the material failure – to save both, man and machines.


With SHW loader tines you get products that go far above and beyond the standard – for safe, efficient and worry-free in agriculture.

Insights into the production processes at SHW

Quality starts with the material and production process



Material: special spring steel, profile-rolled, made in Germany



Tines: tempered, hardened and tempered, target hardness 45 - 49 HRC



Grinding – preparation for hardness testing

1 25



In our in-house coating facility, our loader tines are powder-coated in an environmentally friendly, solvent-free process



Each tine is straightened and is therefore subject to 100 % quality control



Picking and preparation for delivery

Our standard loader tine range



THE RIGHT PROFILES FOR EVERY APPLICATION



Double T-profile – lowest own weight, perfect for vertical handling (lifting and lowering)



Star profile – our solid allrounder, Loads can be absorbed from all sides



Square profile – combines all skills – very robust and strong. High loads can be absorbed thanks to the large cross section



Round profile – our strongest design for the highest loads

Straight loader tine













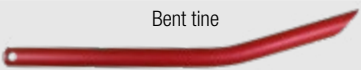






Curved loader tine



Cranked loader tine



Tine shape	Profile	Ø diameter	Length
 Straight tine	<input type="checkbox"/>   	35 - 55 mm	500 - 1550 mm
 Curved tine	<input type="checkbox"/>   	25 - 50 mm	300 - 1100 mm
 Cranked tine	<input type="checkbox"/>   	35 - 44 mm	300 - 1500 mm
 Bent tine	<input type="checkbox"/>   	25 - 50 mm	300 - 1100 mm
 Special shape spoon tine	<input type="checkbox"/>	36 + 44 mm	900 + 1100 mm

The tine assembly with the **original SHW sleeve** guarantees a perfect fit




See also the video
on the fit of tine and sleeve



At SHW, the loader tines in the cone area and the sleeves are precisely matched to each other. Production is carried out using CNC-controlled machines and is therefore precise and reproducible at all times.

Tines and sleeves are coded, making it possible to manage the extensive range for many customers worldwide and to reproduce them without any problems. The sleeve is welded in, the tine inserted and tightened to the recommended tightening torque.



Cone, thread and sleeve are CNC-machined

**Metric thread with
tightening torque**

M	Nm
20 x 1.5	450
22 x 1.5	500
24 x 1.5	550
27 x 1.5	600
28 x 1.5	700
30 x 2.0	700
33 x 2.0	1000

Sleeve types

- Sleeves with/without anti-rotation lock
- Sleeves individually according to customer requirements



Weld-in sleeves are labeled for easy identification




	Profile / Length	Cone	Thread
Tine	4077/1250	K013	M28
	Cone	Dimensions	
Sleeve	VB013	Ø 55 x 120 mm	






- **4077/1250** defines the forged part, in this example a square profile with Ø 44 mm and a total length of 1250 mm
- **K013, M28** is the cone with an M28 x 1.5 mm thread. Details and dimensions of the cone are always shown in a separate drawing
- The matching sleeve for the K013, M28 cone has the designation **VB013, Ø 55x120 mm**. Details and dimensions are also always shown here in a separate drawing
- **K013** defines the internal geometry of the sleeve (suitable for cone K013)
- **Ø 55x120 mm** are the external dimensions of the sleeve. A sleeve is always round and has a fixed length, in this example standard length 120 mm
- Loader tines in the cone area and the sleeves are precisely matched to each other at SHW
- Production is carried out using CNC-controlled machines, which means they are precise, precisely coordinated and reproducible
- We offer a suitable solution for almost every customer requirement: **contact us by e-mail or give us a call**

Hand tools for agriculture

We also offer an extensive range of premium-quality hand tools specifically for use in agriculture. **Below is a small selection from our wide product range.**

Item no.	size	 mm	 mm	 gram	step	PU	with handle	handle length mm	handle wood	ean code 4011798...	spare handle
54118	2	270	250	900		10				...411806	
54119	2	270	250			5	•	1300	Bu	...411905	54444
Holstein shovel , brand "HAAU", red powder-coated											
54115	5	300	270	1000		10				...411509	
54116	5	300	270			5	•	1300	Bu	...411608	54444
Frankfurt shovel , brand „HAAU“ with bulge, red powder-coated											
54817		285	185	2000	T	5	•	900	E	...481700	54802
54818		285	185	2000	T	5	•	1050	E	...481809	54244
HAAU gardener's spade "Profi" , 1/1 polished, closed back											
53794	7	340	325			5	•	1300	Bu	...379403	54033
53800	9	380	380			5	•	1300	Bu	...380003	54033
Hallenser / edge shovel "ICE" , aluminum with steel protective edge											
55705		400	70	700		10				...570503	
55706		400	70	1200		5	•	1400	H	...570602	54639
Snow / street broom with Elaston bristles and scraping edge, for stubborn dirt, metal handle holder											




Item no.	size	 mm	 mm	 gram	step	PU	with handle	handle length mm	handle wood	ean code 4011798...	spare handle
54920	4	280	210	1300		5	•	1350	E	...492003	54523
54497	4	310	230	1450		5	•	1350	E	...449700	54523
54560	5	320	250	1600		5	•	1350	E	...456005	54523
54760	6	320	300	1800		5	•	1350	E	...476003	54523
54566	spare	Clamp with cap, self-service packaging				5				...456609	

Manure fork, with curved handle and rail clamp



54500	3	260	200	1100		5	•	1350	E	...450003	54523
54598	3	280	210	1100		5	•	1350	E	...459808	54523
54508	3	300	300	1200		5	•	1350	E	...450805	54523
54820	3	335	310	1250		5	•	1350	E	...482004	54523
54566	spare	Clamp with cap, self-service packaging				5				...456609	

Spreading fork, with curved handle and rail clamp



54492	6	345	300	1200		5				...449205	
54504	6	345	300			5	•	1300	E	...450409	54132

Silo fork/leaf fork, with spring grommet



54722		150	160			5	•	1300		...472203	54280
54712		300	160			5	•	1300		...471206	54280
replacement blade											
54725		150				10				...472500	
54715		300				10				...471503	

Shock scraper, with replaceable spring steel blade,
1.0 mm thick



Our service area – Support that goes further

At SHW, we not only stand for premium quality and durable products – we are also at your side when it comes to service, application and safety. Whether installation instructions and safety tips in clear video explanations or frequently asked questions quickly explained - we want to make working with our loader tines as easy and efficient as possible.

Simply scan the QR code or visit www.shw-fr.shop/land-technik.



new

SHW forging technology:
Product range catalog hand tools
Request now!





SHW
Agricultural Industry



Questions about SHW agricultural technology?

YOUR CONTACT

Agricultural technology sales

Phone: +49 7442 8418 - 20
sales@shw-fr.de

Benefit from our many years of expertise when it comes to SHW agricultural technology products. We look forward to hearing from you and will be happy to help you.

SHW

Schmiedetechnik



Wilhelm-Heusel-Str. 18
D-72270 Balersbronn



Phone: +49 7442 8418 - 0



info@shw-fr.de
www.shw-fr.de

Forging the future – since 1596

